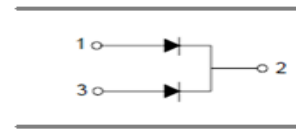


Features

- Low switching losses
- Low forward voltage drop
- High surge capacity
- Halogen free
- Qualified to AEC-Q101 standards for high reliability

HF



TO-252

Mechanical Data

- Case: TO-252
- Molding compound: UL flammability classification rating 94V-0
- Terminals: Tin-plated; solderability per MIL-STD-202, Method 208

Ordering Information

Part Number	Package	Shipping Quantity	Marking Code
TSBTD2060CT	TO-252	80 pcs / Tube or 2500 pcs / Tape & Reel	SBTD2060CT

Maximum Ratings (@ T_A = 25°C unless otherwise specified)

Parameter	Symbol	Value	Unit
Peak repetitive reverse voltage	V _{RRM}	60	V
RMS reverse voltage	V _{RMS}	42	V
DC blocking voltage	V _{DC}	60	V
Maximum average forward output current	I _{F(AV)}	20	A
Peak forward surge current, 8.3ms single half-sine-wave	I _{FSM}	150	A

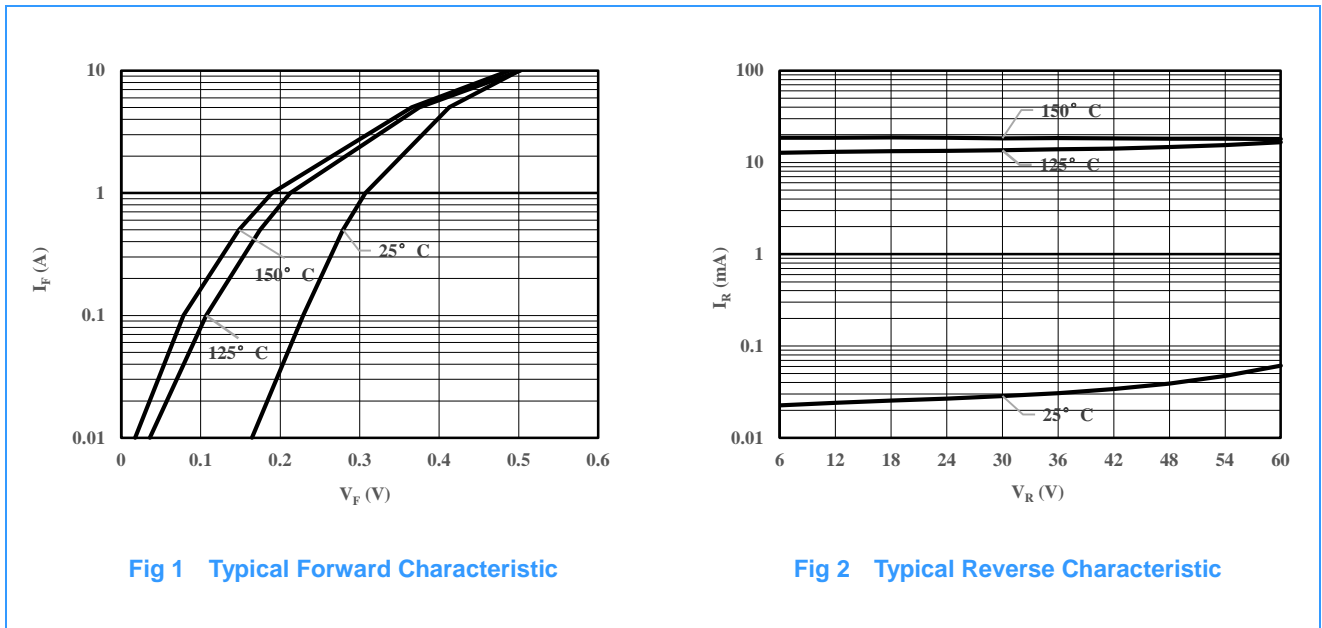
Thermal Characteristics

Parameter	Symbol	Value	Unit
Thermal Resistance Junction-to-Case	R _{θJC}	6	°C/W
Junction Temperature Range	T _J	-55 ~ +150	°C
Storage Temperature Range	T _{STG}	-55 ~ +150	°C

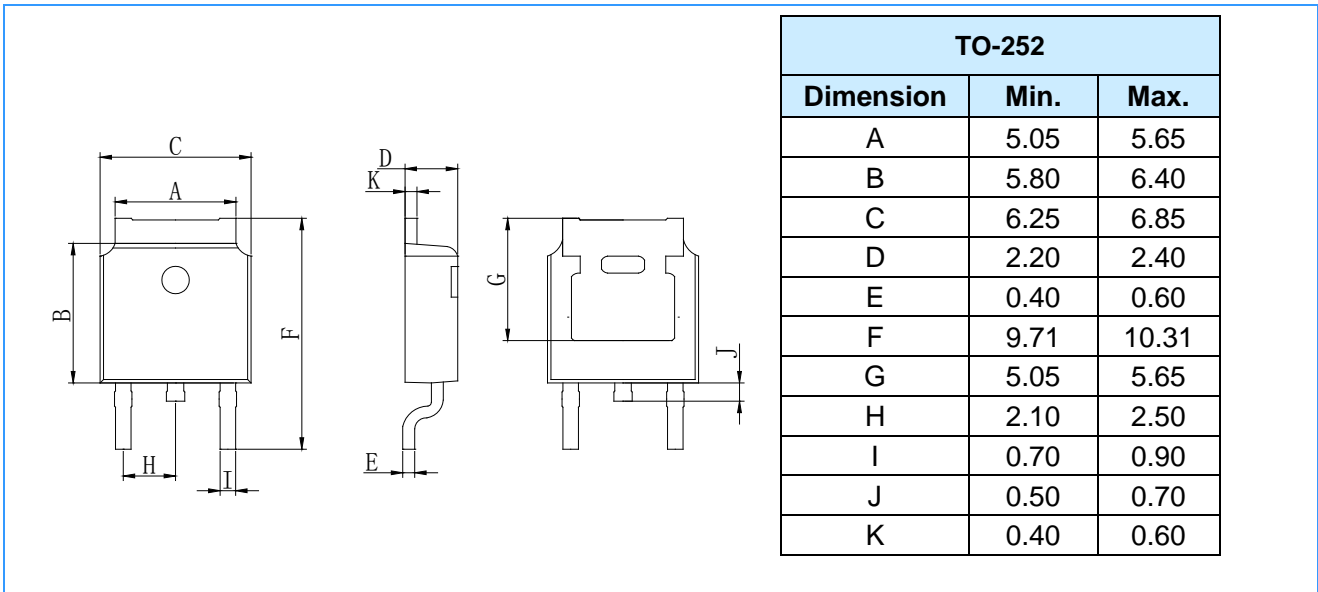
Electrical Characteristics (@ $T_A = 25^\circ\text{C}$ unless otherwise specified)

Parameter	Symbol	Test Condition	Min.	Typ.	Max.	Unit
Forward Voltage	V_F	$I_F = 5\text{A}, T_J = 25^\circ\text{C}$	-	-	0.50	V
		$I_F = 10\text{A}, T_J = 25^\circ\text{C}$	-	-	0.65	V
Maximum Peak Reverse Current	I_R	$V_R = \text{Rated } V_{RRM}, T_J = 25^\circ\text{C}$	-	-	0.25	mA
		$V_R = \text{Rated } V_{RRM}, T_J = 125^\circ\text{C}$	-	-	150	mA


Ratings and Characteristic Curves (@ $T_A = 25^\circ\text{C}$ unless otherwise specified)



Package Outline Dimensions (Unit: mm)



Mounting Pad Layout (Unit: mm)



IMPORTANT NOTICE

Changzhou Galaxy Century Microelectronics (GME) reserves the right to make changes without further notice to any product information (copyrighted) herein to make corrections, modifications, improvements, or other changes. GME does not assume any liability arising out of the application or use of any product described herein; neither does it convey any license under its patent rights, nor the rights of others.