

High Efficiency Rectifier

SOD1H1--SOD1H3

Features

- For surface mounted applications
- Ideal for automated placement
- Low forward voltage drop
- High surge current capability
- RoHS Compliant



Mechanical Data

- Case: SOD-123FL molded plastic
- Molding compound, UL flammability classification rating 94V-0
- Terminals: Solder plated, solderable per MIL-STD-202, Method 208
- Polarity: Color band denotes cathode end

Maximum Ratings (@T_A = 25°C unless otherwise specified)

Characteristic	Symbol	SOD1H1	SOD1H2	SOD1H3	Units
Peak repetitive reverse voltage	V _{RRM}	50	100	200	V
RMS reverse voltage	V _{RMS}	35	70	140	V
DC blocking voltage	V _{DC}	50	100	200	V
Maximum average forward output current	I _{F(AV)}	1.0			A
Peak forward surge current, 8.3ms single half-sine-wave	I _{FSM}	30			A

Thermal Characteristics

Parameter	Symbol	SOD1H1	SOD1H2	SOD1H3	Units
Typical thermal resistance (Note 1)	R _{θJA}	85			°C/W
	R _{θJC}	23			
	R _{θJL}	15			
Operating junction temperature range	T _J	- 55 ---- + 150			°C
Storage temperature range	T _{STG}	- 55 ---- + 150			°C

Note:

1. Device mounted on PCB with 10 mm x 20 mm x 0.1mm copper pad areas

High Efficiency Rectifier

SOD1H1--SOD1H3

Electrical Characteristics (@T_A = 25°C unless otherwise specified)

Parameter	Symbol	Test conditions		Typ.	Max.	Units
Maximum instantaneous forward voltage	V _F	I _F =1.0A	@T _A =25°C	--	1.0	V
Maximum Reverse current	I _R	Rated V _R	@T _A =25°C	--	10	μ A
			@T _A =125°C	--	200	
Maximum Reverse Recovery Time	trr	I _F =0.5A, I _{RM} =1A, I _{R(REC)} =0.25A		--	50	ns

High Efficiency Rectifier

SOD1H1--SOD1H3

Ratings and Characteristic Curves ($T_A=25^\circ\text{C}$ unless otherwise noted)

Fig.1-Forward Current Derating Curve

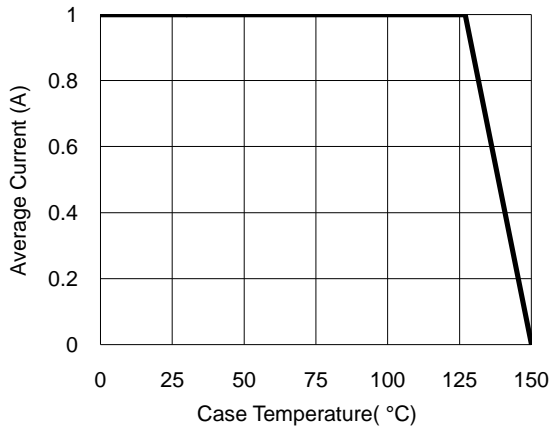


Fig.2- Surge Current Derating Curve

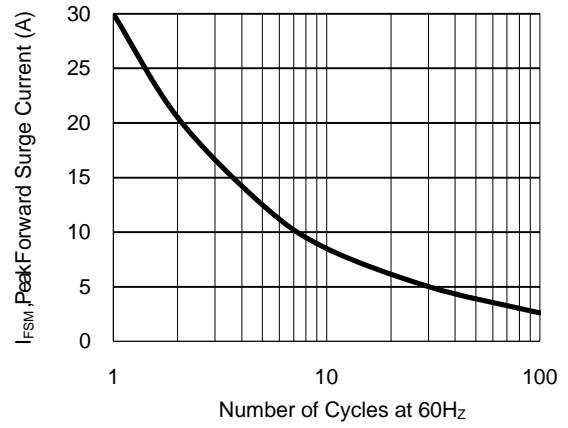


Fig.3- Typical Forward Voltage Characteristic

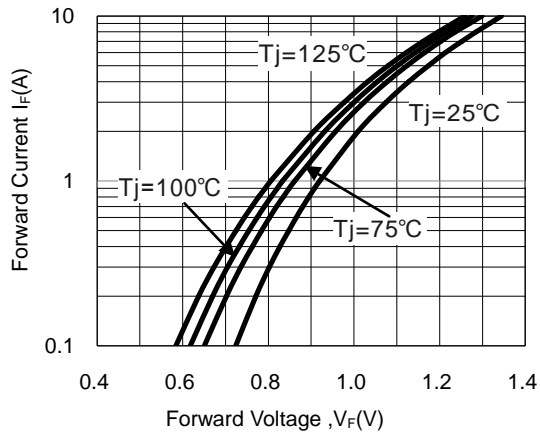
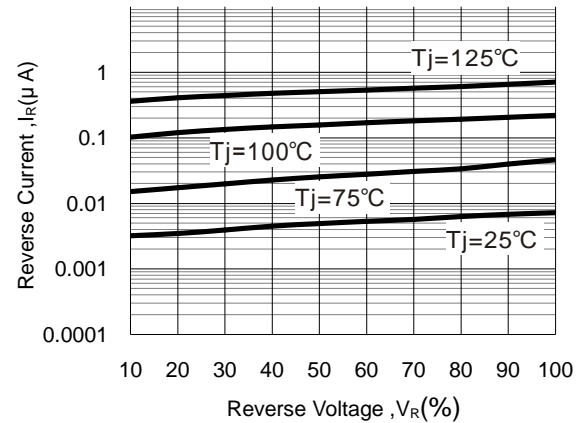


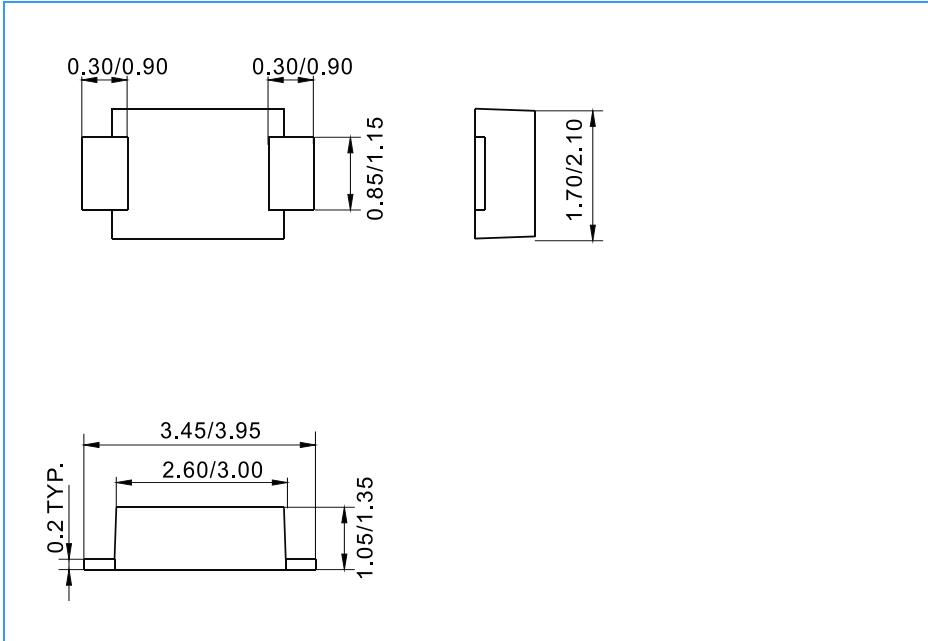
Fig.4- Typical Reverse Characteristic



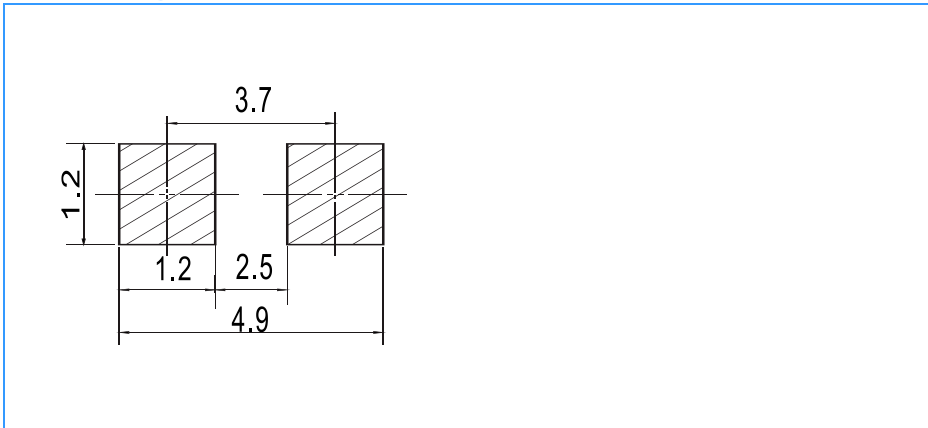
High Efficiency Rectifier

SOD1H1--SOD1H3

Package Outline Dimensions(unit:mm)



Mounting Pad Layout(unit:mm)



Ordering Information

Part No.	Marking	Package	Shipping
SOD1H1	H1	SOD-123FL	10000/Tape&Reel
SOD1H2	H2	SOD-123FL	10000/Tape&Reel
SOD1H3	H3	SOD-123FL	10000/Tape&Reel